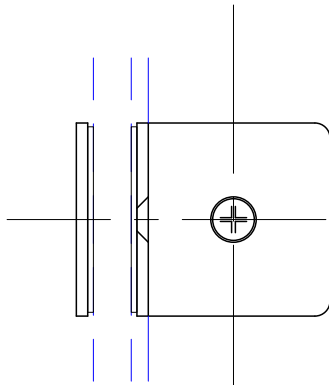
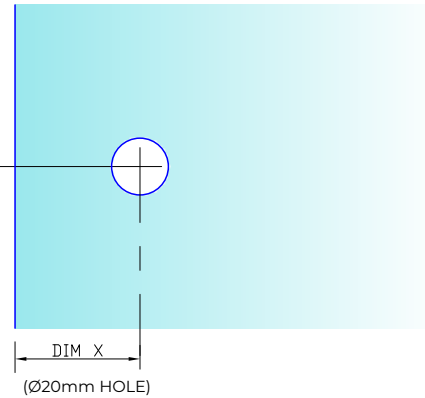


**REAR VIEW  
ON FITTING**



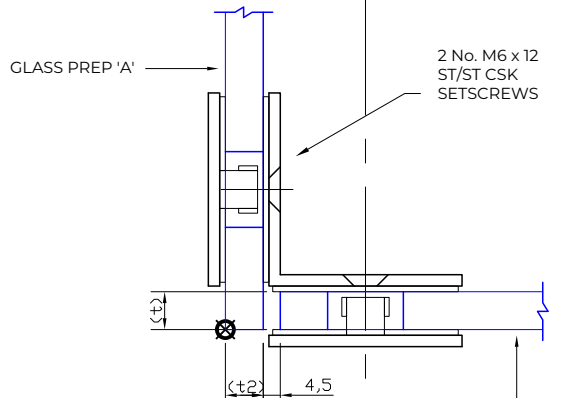
**REQUIRED  
GLASS PREP 'A'**



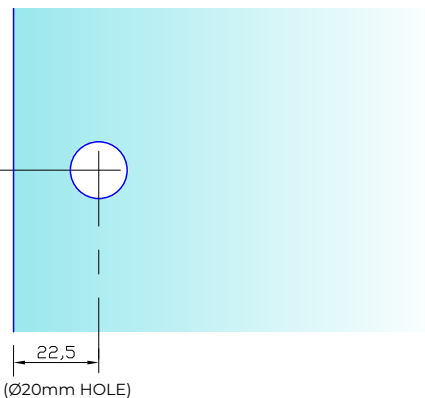
DIM X = 27mm + DIM (t) (GLASS THICKNESS)  
E.G. 8mm GLASS.  
DIM X = 27mm + 8mm = 35mm

(GLASS GAP REQ. FROM OUTSIDE GLASS CORNER DATUM HIGHLIGHTED):-  
+ 0mm (PREP 'A' GLASS)  
- (DIM (t2) + 4.5mm) (PREP 'B' GLASS)

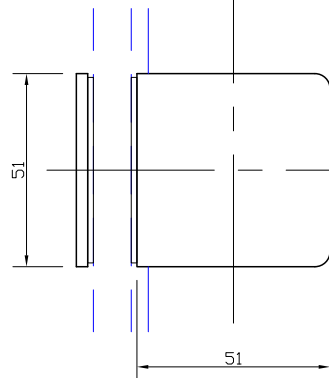
**PLAN VIEW  
ON FITTING**



**REQUIRED  
GLASS PREP 'B'**



**FRONT VIEW  
ON FITTING**



Express Toughening, 51-55 Fowler Road, Hainault, Essex, IG6 3UT

Tel: +44 (0)20 8500 1188  
info@expresstoughening.com  
www.expresstoughening.com

Copyright (C) - October 2020, All Rights Reserved

**NOTES/SPECIFICATION:**

ALL FITTING COMPONENTS IN BRUSHED SATIN NICKEL PLATED BRASS

PRODUCT SUITABLE FOR 8-10mm TOUGHENED GLASS, USED IN WALL, BASE AND TOP POSITIONS WHERE REQUIRED

FITTING SUPPLIED COMPLETE WITH:-

- 1) 4 No. x 1.25mm TRANSLUCENT RUBBER GLAZING WASHERS.
- 2) 2 No. M6 x 12mm ST/ST POSI-DRIVE HEAD CSK SETSCREWS

(NOTE CUSTOMER TO PROVIDE ALTERNATIVE FIXINGS WHERE REQUIRED)

**PRODUCT REF: SH/APH/B02/S**

**DESCRIPTION:** DIMENSIONED ELEVATIONS AND REQUIRED GLASS PREP DETAIL

**DRAWING REF: SH/APH/B02/S - 001D**