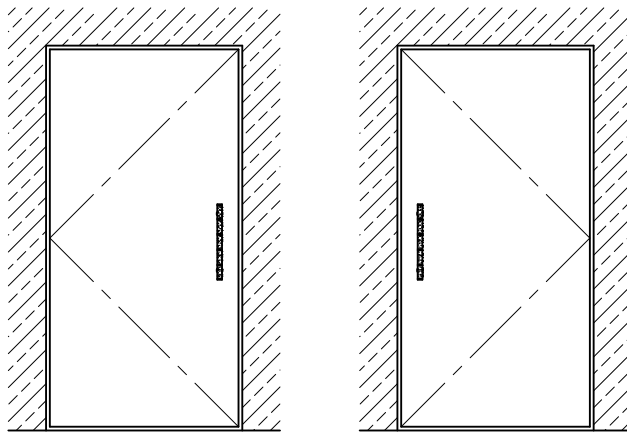




Express Toughening, 51-55 Fowler Road, Hainault, Essex, IG6 3UT

Tel: +44 (0)20 8500 1188
 info@expresstoughening.com
 www.expresstoughening.com

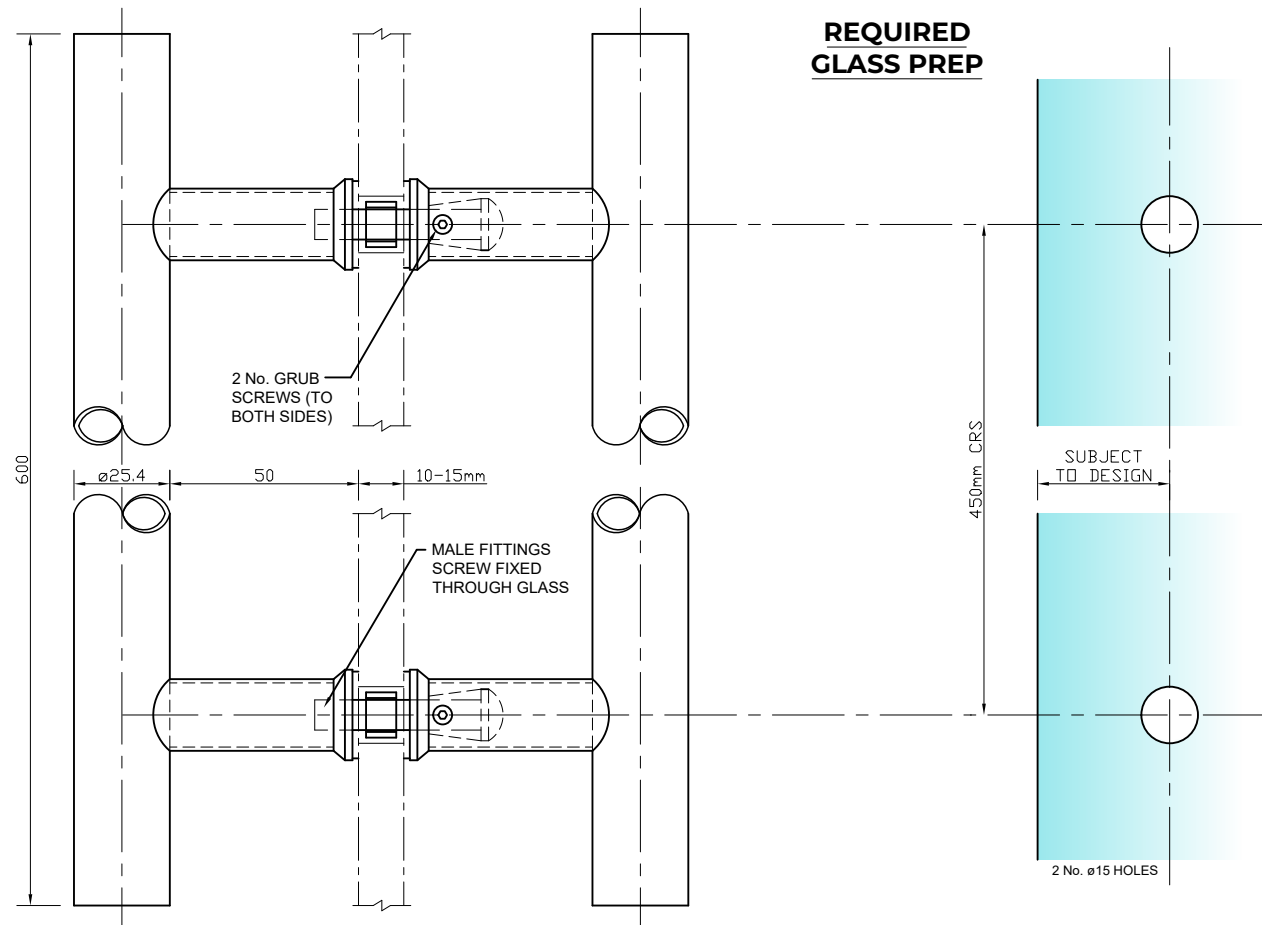
Copyright (C) - October 2020, All Rights Reserved



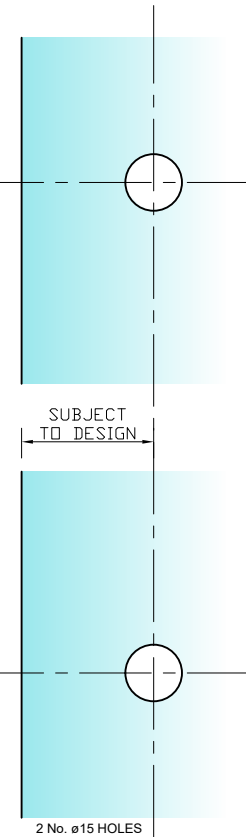
EXAMPLE VIEWS ON TYPICAL DOOR

NOTE - PULL HANDLE CAN BE UTILISED ON GLASS AND DOOR FRAMES THICKER THAN 15mm. M8 x 45mm POSI-PAN SCREW PROVIDED AS STANDARD FOR 15mm MAX.

SIDE VIEW ON HANDLE



REQUIRED GLASS PREP



NOTES/SPECIFICATION:

PULL HANDLE COMPONENTS SUPPLIED IN POLISHED STAINLESS STEEL.

PULL HANDLE SUITABLE FOR 10 TO 15mm GLASS PANES (WITH STANDARD SCREWS PROVIDED). CAN ALSO BE UTILISED ON THICKER GLASS AND DOOR FRAMES, HOWEVER LONGER M8 POSI-PAN FIXINGS WILL BE REQUIRED (PROVIDED BY OTHERS).

PRODUCT REF:	SH/GGA/P34
DESCRIPTION:	DIMENSIONED ELEVATIONS AND PRODUCT DETAILS
DRAWING REF:	SH/GGA/P34 - 001