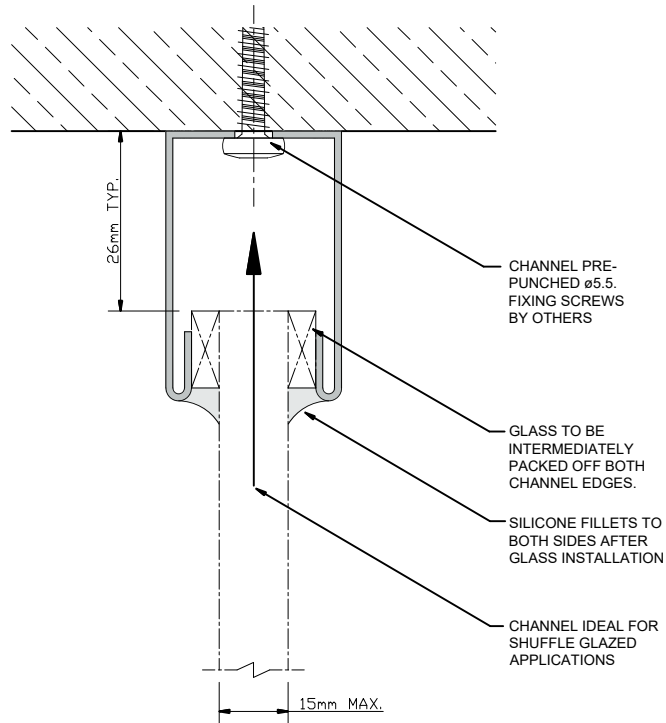


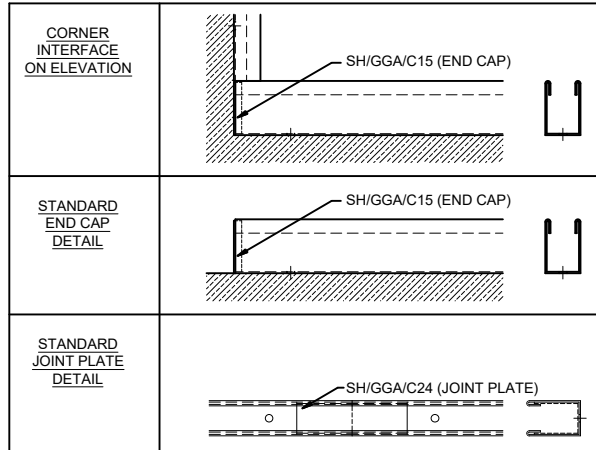
**GLAZING DETAIL
ON CHANNEL**

(SCALE 1:1 (A4))



**EXAMPLE
FINISHING
DETAILS**

(SCALE 1:5 (A4))



**Express Toughening, 51-55 Fowler Road, Hainault,
Essex, IG6 3UT**

Tel: +44 (0)20 8500 1188
info@expresstoughening.com
www.expresstoughening.com

Copyright (C) - October 2020, All Rights Reserved

NOTES/SPECIFICATION:

GLAZING CHANNEL SUPPLIED IN 316 STAINLESS STEEL:-

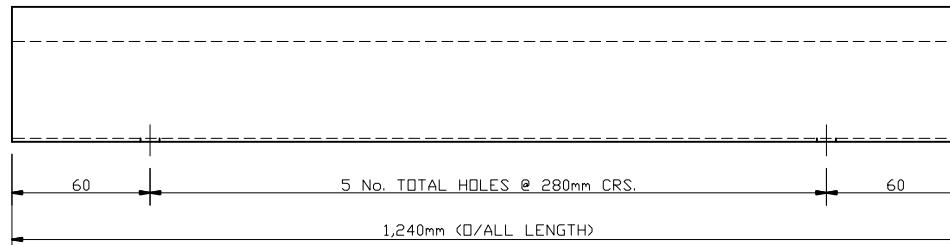
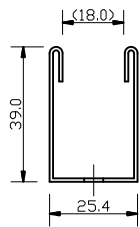
POLISHED FINISH

GLAZING CHANNEL SUITABLE FOR 15 mm MAX GLASS PANES

NOTE: CUSTOMER TO PROVIDE REQUIRED FIXINGS.
PACKERS ARE SUPPLIED WITH THE CHANNELS AS STANDARD.

**PRODUCT
ELEVATIONS**

(SCALE 1:2 (A4))



NOTE -
COMPONENT TO BE CUT DOWN
ON SITE TO SUIT DIMENSIONAL
REQUIREMENTS

PRODUCT REF:	SH/GGA/C14
DESCRIPTION:	DIMENSIONED ELEVATIONS AND PRODUCT DETAILS
DRAWING REF:	SH/GGA/C14 - 001