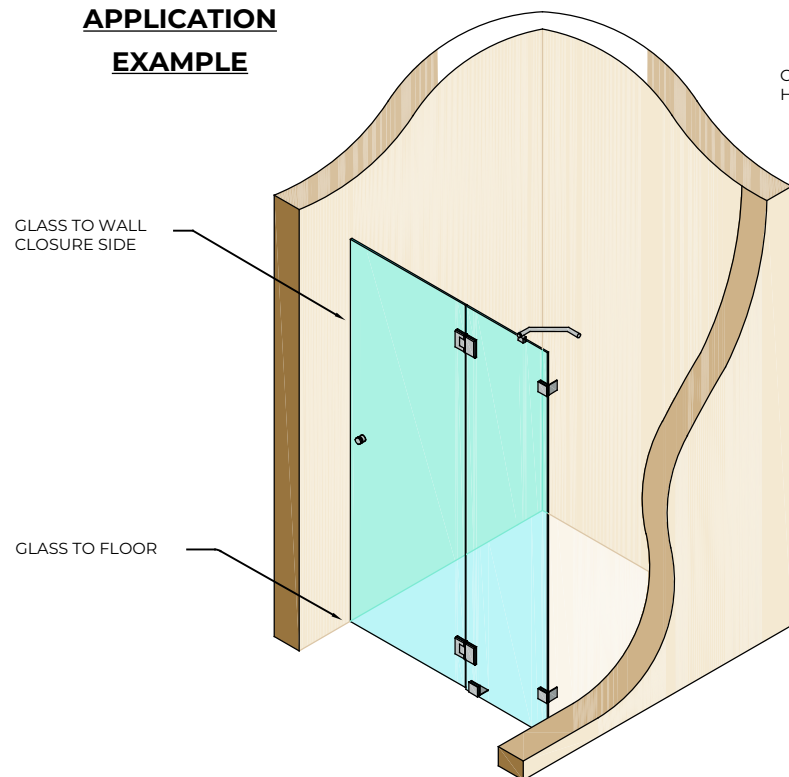
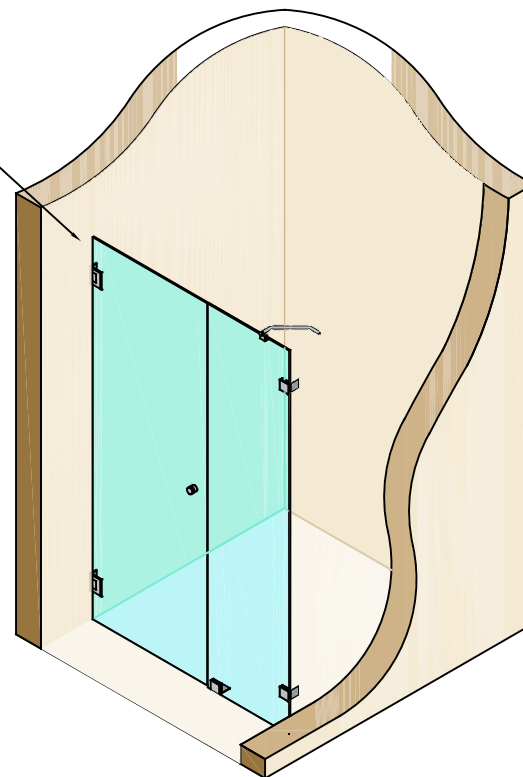


# APPLICATION EXAMPLE



GLASS TO WALL  
HINGE SIDE



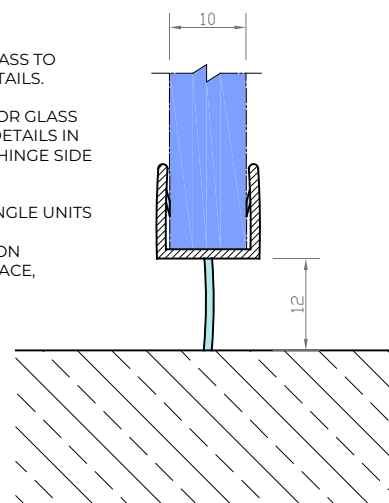
## END VIEW ON SEAL

SEAL SUITABLE FOR GLASS TO  
FLOOR MOVEMENT DETAILS.

SEAL ALSO SUITABLE FOR GLASS  
TO WALL MOVEMENT DETAILS IN  
BOTH DIRECTIONS ON HINGE SIDE  
AND CLOSURE SIDE.

SEALS PROVIDED IN SINGLE UNITS

(10MM GLASS REDUCTION  
REQUIRED FROM SURFACE,  
12MM FIN LENGTH)



**Express Toughening, 51-55 Fowler Road, Hainault,  
Essex, IG6 3UT**

Tel: +44 (0)20 8500 1188  
info@expresstoughening.com  
www.expresstoughening.com

Copyright (C) - October 2020, All Rights Reserved

## NOTES/SPECIFICATION:

GLAZING SEALS SUPPLIED IN TRANSLUCENT PVC PROFILES.

GLAZING SEAL SUITABLE FOR 10MM GLASS PANES

PLEASE NOTE THE REQUIRED GLASS REDUCTION ALONG THE  
ASSOCIATED SEAL DETAIL

|                     |                                               |
|---------------------|-----------------------------------------------|
| <b>PRODUCT REF:</b> | <b>SH/GGA/S06/10</b>                          |
| <b>DESCRIPTION:</b> | DIMENSIONED ELEVATIONS AND<br>PRODUCT DETAILS |
| <b>DRAWING REF:</b> | <b>SH/GGA/S06/10 - 001A</b>                   |