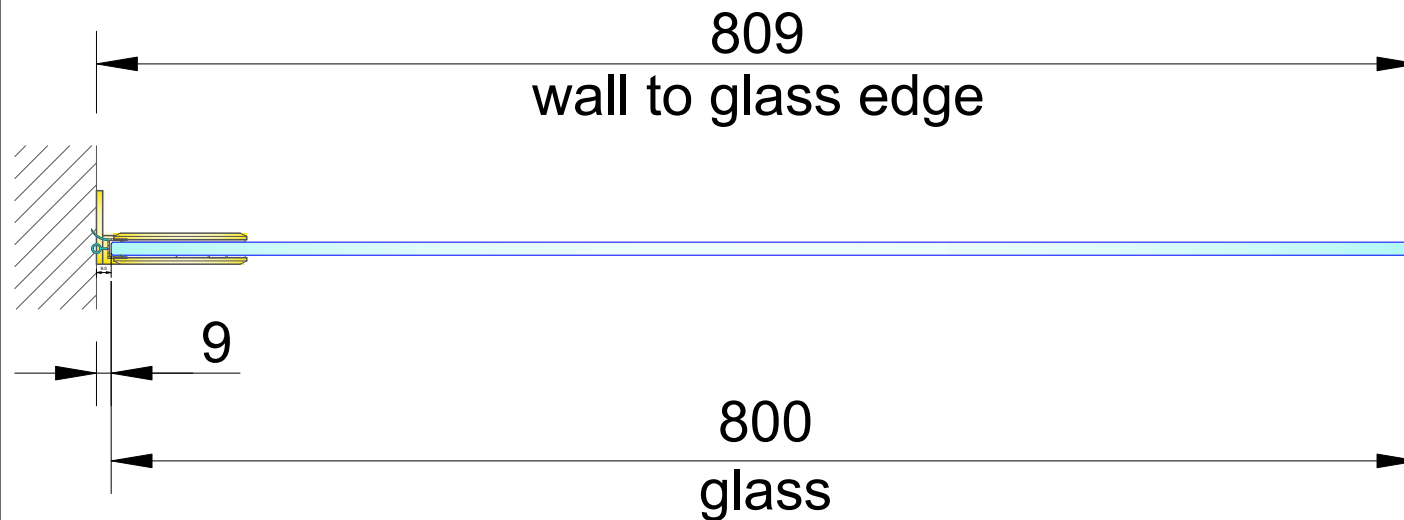


Plan View
8mm clear toughened glass



TEL: +44 (0)1842 811818
FAX: +44 (0)1842 815515
WEB: www.spiralhardware.co.uk
E-MAIL: sales@spiralhardware.co.uk

Copyright (c) - March 2011 All Rights Reserved



NOTES/SPECIFICATION:

CLIENT APPROVAL

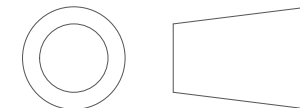
IT IS THE CLIENTS RESPONSIBILITY TO ENSURE THAT THE GLASS DIMENSIONS INDICATED COMPLIES WITH THEIR DIMENSIONAL REQUIREMENTS (INCLUDING HOLE LOCATIONS FOR HARDWARE AS SPECIFIED).

IT IS ALSO THE CLIENTS RESPONSIBILITY TO ENSURE THAT THE WALL FIXINGS UTILISED ARE STRUCTURALLY SUITABLE FOR THE APERTURE DETAILING (PLEASE REFER TO OUR STANDARD TERMS AND CONDITIONS).

BY EMAILING CONFIRMATION, YOU ARE APPROVING THE DIMENSIONAL INFORMATION WITHIN THIS DRAWING. WHICH IN TURN ALLOWS US TO PROCEED WITH FABRICATION ACCORDINGLY.

YOU CAN ALTERNATIVELY SIGN AND DATE BELOW THEN SEND BY POST IF YOU PREFER.

3rd Angle Projection



DRAWN BY: MN **DATE:** 27/01/21

PROJECT REF:	Bath Screen
CUSTOMER NAME:	Stock
DRAWING REF:	001 Plan View

TEL: +44 (0)1842 811818
 FAX: +44 (0)1842 815515
 WEB: www.spiralhardware.co.uk
 E-MAIL: sales@spiralhardware.co.uk

Copyright (c) - March 2011 All Rights Reserved

NOTES/SPECIFICATION:

CLIENT APPROVAL

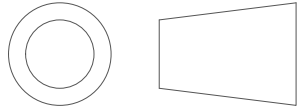
IT IS THE CLIENTS RESPONSIBILITY TO ENSURE THAT THE GLASS DIMENSIONS INDICATED COMPLIES WITH THEIR DIMENSIONAL REQUIREMENTS (INCLUDING HOLE LOCATIONS FOR HARDWARE AS SPECIFIED).

IT IS ALSO THE CLIENTS RESPONSIBILITY TO ENSURE THAT THE WALL FIXINGS UTILISED ARE STRUCTURALLY SUITABLE FOR THE APERTURE DETAILING (PLEASE REFER TO OUR STANDARD TERMS AND CONDITIONS).

BY EMAILING CONFIRMATION, YOU ARE APPROVING THE DIMENSIONAL INFORMATION WITHIN THIS DRAWING. WHICH IN TURN ALLOWS US TO PROCEED WITH FABRICATION ACCORDINGLY.

YOU CAN ALTERNATIVELY SIGN AND DATE BELOW THEN SEND BY POST IF YOU PREFER.

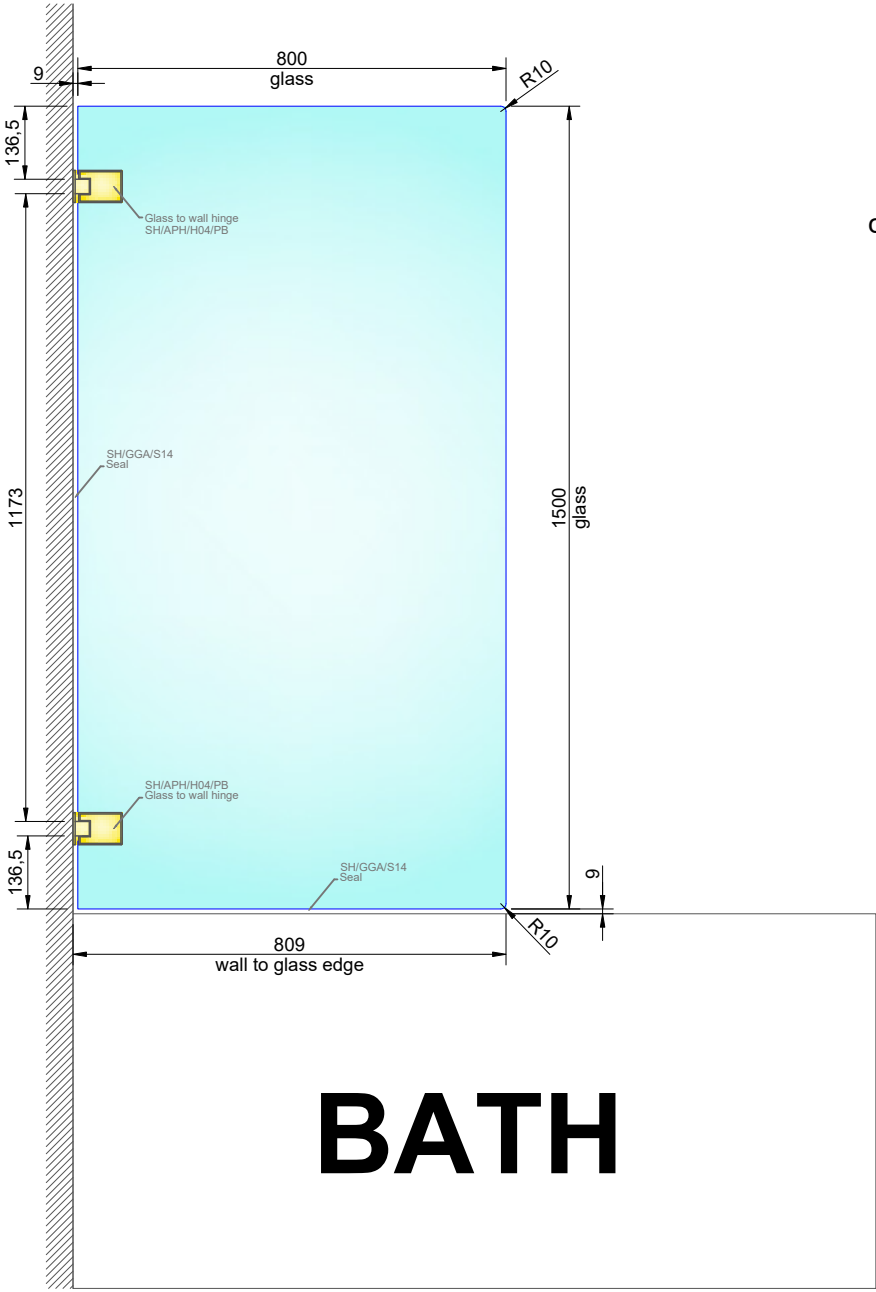
3rd Angle Projection



DRAWN BY: MN **DATE:** 27/01/21

PROJECT REF:	Bath Screen
CUSTOMER NAME:	Stock
DRAWING REF:	002 Front Elevation

Front Elevation View
 As seen from outside shower
 8mm clear toughened glass
 safety rads to leading corners
 Hinges in either
 polished or brushed brass
 can be opened in both directions
 can be fitted other hand



BATH