
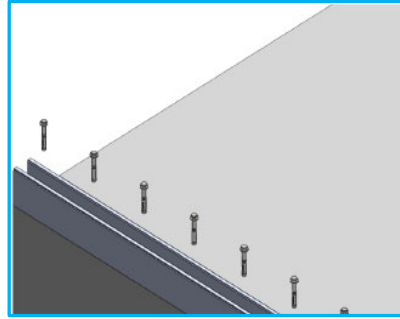


## Adj. Aluminium Channel - Base Fix --- Installation Guide

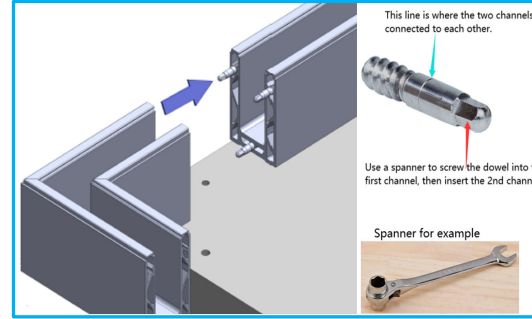
**Step 1.** Drill screw holes on the ground



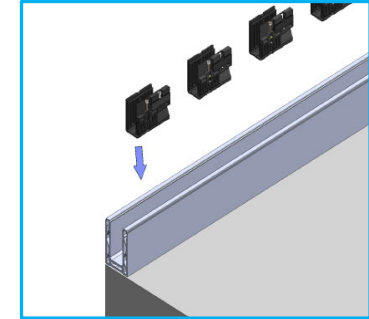
**Step 2.** Place the aluminium channel to position, and install it with anchor bolts.



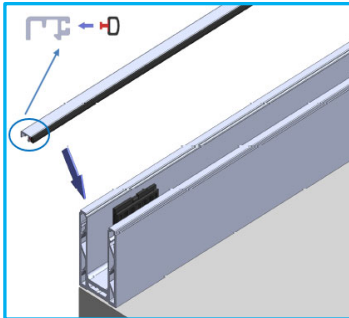
**Step 3.** Use connector pins between two lengths of aluminium channels, or connect the channel to a 90 degree



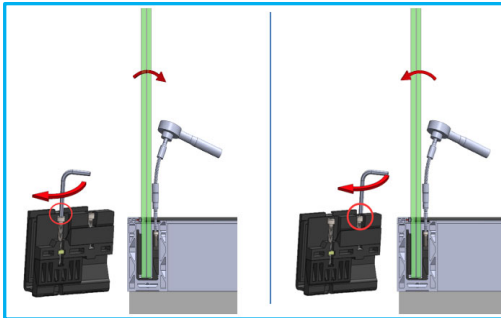
**Step 4.** Place the adjustable wedges into the channel



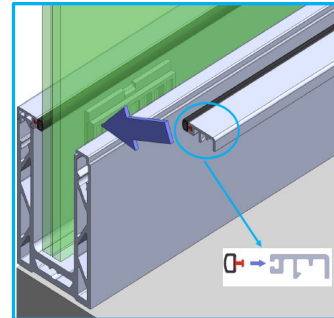
**Step 5.** Click on the front-side top bead (with rubber gasket)



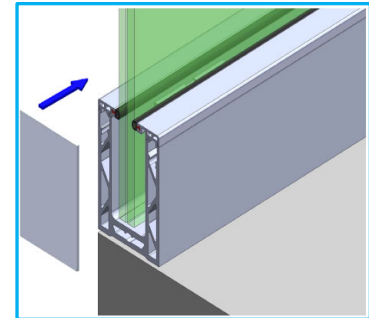
**Step 6.** Place glass and adjust the alignment between glass panels




**Step 7.** Click on the back-side top bead (with rubber gasket)



**Step 8.** Stick the end cap with double-sided tape



**Step 9 (Optional).** Aluminium cap rail available



**Drainage holes included on the Aluminium Channel**

